

# BMV 700 series: Precision Battery Monitoring

www.victronenergy.com



**BMV 700**

### Battery 'fuel gauge', time-to-go indicator, and much more

The remaining battery capacity depends on the ampere-hours consumed, discharge current, temperature and the age of the battery. Complex software algorithms are needed to take all these variables into account.

Next to the basic display options, such as voltage, current and ampere-hours consumed, the BMV-700 series also displays state of charge, time to go, and power consumption in Watts.

The BMV-702 features an additional input which can be programmed to measure the voltage (of a second battery), temperature or midpoint voltage (see below).

### Easy to install

All electrical connections are to the quick connect PCB on the current shunt. The shunt connects to the monitor with a standard RJ12 telephone cable. Included: RJ 12 cable (10 m) and battery cable with fuse (2 m); no other components needed.

Also included are a separate front bezel for a square or round display appearance; a securing ring for the rear mounting and screws for the front mounting.

### Easy to program

A quick install menu and a detailed setup menu with scrolling texts assists the user when going through the various settings. Please consult the manual for details.

### New: midpoint voltage monitoring (BMV-702 only)

This feature which is often used in industry to monitor large and expensive battery banks, is now for the first time made available at a low cost, to monitor any battery bank.

A battery bank consists of a string of series connected cells. The midpoint voltage is the voltage halfway along the string. Ideally, the midpoint voltage would be exactly half of the total voltage. In practice, however, deviations will be seen, dependent on many factors such as a different state of charge for new batteries or cells, different temperatures, internal leakage currents, capacities and much more.

Large or increasing deviation of the midpoint voltage, points to improper battery care or a failed battery or cell. Corrective action following a midpoint voltage alarm can prevent severe damage to an expensive battery. Please consult the BMV manual for more information.

### Standard features

- Battery voltage, current, power, ampere-hours consumed and state of charge
- Time to go at the current rate of discharge
- Programmable visual and audible alarm
- Programmable relay, to turn off non critical loads or to run a generator when needed.
- 500 Amp quick connect shunt and connection kit
- Shunt selection capability up to 10.000 Amps
- VE.Direct communication port
- Stores a wide range of historical events, which can be used to evaluate usage patterns and battery health
- Wide input voltage range: 9,5 – 95 V
- High current measurement resolution: 10 mA (0,01A)
- Low current consumption: 2,9 Ah per month (4 mA) @12V and 2,2 Ah per month (3mA) @ 24V

### BMV-702 additional features

Additional input to measure voltage (of a second battery), temperature or midpoint voltage, and corresponding alarm and relay settings.

### BMV 700HS: 60 to 385VDC voltage range

No prescaler needed. Note: suitable for systems with grounded minus only (battery monitor is not isolated from shunt).

### Other battery monitoring options

- VE.Net Battery Controller
- High voltage VE.Net Battery Controller: 70 to 350VDC
- Lynx Shunt VE.Net
- Lynx Shunt VE.Can



**BMV bezel square**



**BMV shunt 500A/50mV**  
With quick connect pcb



**BMV 702 Black**



**BMV 700H**

Battery monitor	BMV 700	BMV 702 BMV 702 BLACK	BMV 700HS
Supply voltage range	6,5 - 95 VDC	6,5 - 95 VDC	60 - 385 VDC
Current draw, back light off	< 4 mA	< 4 mA	< 4 mA
Input voltage range, auxiliary battery	n.a.	6,5 - 95 VDC	n.a.
Battery capacity (Ah)	20 - 9999 Ah		
Operating temperature range	-20 +50°C (0 - 120°F)		
Measures voltage of second battery, or temperature, or midpoint	No	Yes	No
Temperature measurement range	-20 +50°C		n.a.
VE.Direct communication port	Yes	Yes	Yes
Relay	60V/1A normally open (function can be inverted)		

RESOLUTION & ACCURACY (with a 500 A shunt)			
Current	± 0,01 A		
Voltage	± 0,01 V		
Amp hours	± 0,1 Ah		
State of charge (0 - 100 %)	± 0,1 %		
Time to go	± 1 min		
Temperature (0 - 50°C or 30 - 120°F)	n. a.	± 1 °C/°F	n. a.
Accuracy of current measurement	± 0,4 %		
Accuracy of voltage measurement	± 0,3 %		

INSTALLATION & DIMENSIONS	
Installation	Flush mount
Front	63 mm diameter
Front bezel	69 x 69 mm (2.7 x 2.7 inch)
Body diameter	52mm (2.0 inch)
Body depth	31mm (1.2 inch)

STANDARDS	
Safety	EN 60335-1
Emission / Immunity	EN 55014-1 / EN 55014-2
Automotive	ECE R10-4 / EN 50498

ACCESSORIES	
Shunt (included)	500 A / 50 mV
Cables (included)	10 meter 6 core UTP with RJ12 connectors, and cable with fuse for '+' connection
Temperature sensor	Optional (ASS000100000)



**Victron Global Remote**  
The Global Remote is a modem which sends alarms, warnings and system status reports to cellular phones via text messages (SMS). It can also log data from Victron Battery Monitors, MultiPlus units, Quattros and Inverters to a website through a GPRS connection to the [VRM Portal](http://VRM.Portal). Access to this website is free of charge. VE.Direct to Global remote interface cable needed (ASS030534000).



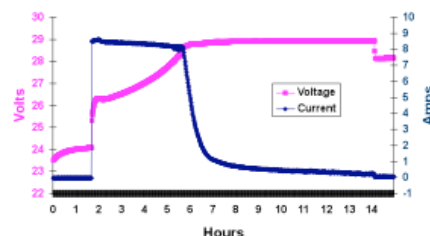
#### 1000A/50mV and 2000A/50mV shunt

For ease of use with the BMV series: the quick connect PCB on the standard 500A/50mV shunt can also be mounted on these shunts.


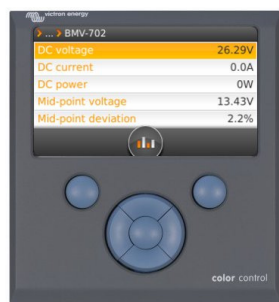


#### Interface cables

- VE.Direct cables to connect a BMV 70x to the Color Control (ASS030530xxx)
- VE.Direct to USB interface (ASS030530000) to connect several BMV 70x to the Color Control or to a computer.
- VE.Direct to Global remote interface to connect a BMV 70x to a Global Remote. (ASS030534000)



The PC application software **BMV-Reader** will show all current readings on a computer, including history data. It can also log the data to a CSV formatted file. It is available for free, and can be downloaded from our website at the [Support and downloads section](#). Connect the BMV to the computer with the VE.Direct to USB interface, ASS030530000.



#### Color Control

The powerful Linux computer, hidden behind the color display and buttons, collects data from all Victron equipment and shows it on the display. Besides communicating to Victron equipment, the Color Control communicates through NMEA2000, Ethernet and USB.

Data can be stored and analyzed on the VRM Portal. iPhone and Android apps are available for monitoring and control.

<https://vrm.victronenergy.com/>

A maximum of four BMVs can be connected directly to the Color Control.

Even more BMVs can be connected to a USB Hub for central monitoring.

